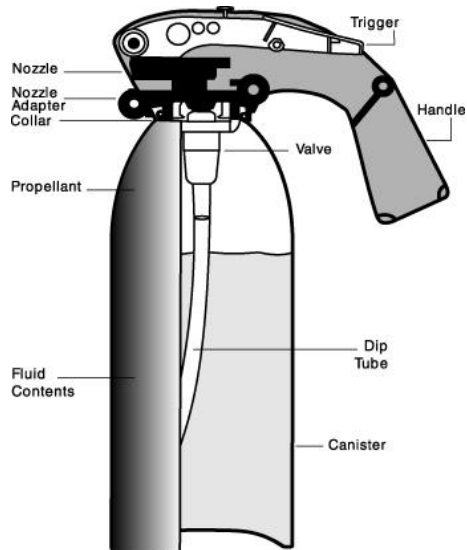













**DEFENSE  
TECHNOLOGY®**

## MK-9 AEROSOL PROJECTOR

PRODUCT SPECIFICATIONS	
Material	Aluminum (seamless construction) Part 178.33a Specification 2Q
Height	9.15 in / 23.2 cm
Diameter	2.60 in / 6.60 cm
Warranty	5 years from date of manufacture
<b>ALL SPECIFICATIONS ARE AVERAGES AND SUBJECT TO CHANGE</b>	
<p><b>SAFETY:</b> Each unit has a steel “pull-ring” type safety pin engaging the actuator button at the top of the carry handle. The actuator button itself has a breakfree locking tab preventing accidental discharge until the first deployment. The absence of this break-free tab also indicates that the unit has been actuated at least once.</p> <p><b>LABELING:</b> Wear and water-resistant labels, individually serialized to permit easy identification, are affixed to all units. Lot numbers for formulation are present for quality assurance tracking.</p> <p><b>WARNING:</b> Additional product information and training is available from Defense Technology®. Handle, store and use with care and caution.</p>	



The diagram illustrates the MK-9 Aerosol Projector, a handheld device used for dispensing aerosols. It features a cylindrical canister at the base, which is partially filled with fluid contents. A dip tube extends from the top of the canister into the fluid. Above the canister is a valve mechanism, which is connected to a handle. The handle has a trigger at the top, which is used to actuate the valve. The nozzle adapter collar is located at the top of the canister, and the nozzle is attached to it. The entire device is made of aluminum (seamless construction) and is specified by Part 178.33a Specification 2Q. The diagram labels the following components: Trigger, Handle, Valve, Dip Tube, Canister, Fluid Contents, Propellant, Nozzle Adapter Collar, and Nozzle.

FORMULATIONS	First Defense .2%	First Defense .4%	First Defense .4%	First Defense .7%	First Defense .7%	First Defense 1.3%	First Defense 1.3%	First Defense 1.3%	First Defense OC/CS
Delivery System									
Formulation Weight	12.0 oz 340 g	12.0 oz 340 g	13.4 oz 380 g	13.4 oz 380 g	13.4 oz 380 g	13.0 oz 368.5 g	13.0 oz 368.5 g	14.2 oz 402.5 g	13.0 oz 368.5 g
Propellant	Nitrogen	Nitrogen	134a	Nitrogen	134a	Nitrogen	134a	134a	Nitrogen
Formulation	First Defense	First Defense	First Defense	First Defense	First Defense	First Defense	First Defense	First Defense	First Defense
# of Short Bursts (approx.)	14	14	14	14	14	14	14	14	14
Effective Range (ft)	18 – 20	18 – 20	15 – 20	18 – 20	15 – 20	18 – 20	15 – 20	15 – 20	18 – 20
Min. Rec. Distance	6 feet	6 feet	6 feet	6 feet	6 feet	6 feet	6 feet	6 feet	6 feet
Major Capsaicinoid Content	.2%	.4%	.4%	.7%	.7%	1.3%	1.3%	1.3%	1.3% OC 2% CS
EDW Safe	Yes	Yes	Yes	Yes	Yes	Yes	Yes	Yes	No
Part No.	5099	5299	56392	56795	9005	56895	43953	56792	56095



Defense Technology® no longer recognizes Scoville Heat Units (SHU's) as a viable means to measure heat in regards to pepper spray (OC). SHU's are a measure based on the perception of heat which is assigned to various peppers by a panel of five tasters as described in the American Spice Trade Association, Analytical Method 21.0. The only true way to determine the heat value of a pepper spray is by laboratory assay of Major Capsaicinoids.

1855 South Loop Casper, WY 82601

[www.defense-technology.com](http://www.defense-technology.com)

800.347.1200

Defense Technology, LLC Rev. 06/22